





Accessories for Booster20A

Below, the accessories are grouped into Scope of delivery and Optional accessories.
Please keep this printout at hand for ordering replacement material.
These lists may be subject to change.

Scope of delivery Booster20A

| Qty. | Order no. | Description | |
|-------|--|--|---|
| 1 pcs | Booster20A Dummy cell | AUTSERV.BSTR20.CELL |  |
| | 50 mOhm dummy cell for testing the Booster20A. | | |
| 1 pcs | BST.DIO.CABLE | Booster digital interface cable |  |
| | Digital control cable for the Autolab Booster10A and Booster20A. | | |
| 1 pcs | BST.EMER.BUTN | Booster emergency stop button |  |
| | The Booster20A is fitted with an emergency stop button which can be position in close proximity to the instrument. This button can be used to immediatly disconnect the Booster20A from the cell if necessary. | | |
| 1 pcs | CABLE.PWR | Power cable |  |
| | Standard power cable for Autolab instruments and accessories. | | |