



Application Note AN-R-033

## 使用PEG作体材料定抗氧化物含量。

Reliable and accurate equivalent of the  $\alpha$ -tocopherol content with the polyethylene glycol method

The shelf life of many products must be checked regularly to ensure that they are still fit for use. These include various food and cosmetic products, as well as petroleum products used in industry. The antioxidant content of a product is a key indicator of its shelf life. Essentially, the higher the antioxidant content in the product, the longer its shelf life and the younger the product is.

This Application Note demonstrates the

feasibility of determining antioxidant content with the Rancimat method. A calibration with a known antioxidant,  $\alpha$ -tocopherol (vitamin E), was carried out using PEG as a carrier material – and then the antioxidant content of an already measured sample was calculated with linear regression. Using the 892 Professional Rancimat, reproducible and accurate determination of the oxidation stability of different products is possible.

## INTRODUCTION

When measuring stability with the Rancimat, the PEG method has proven to be the most effective method in addition to direct measurement. It is particularly suitable for products with a complex matrix or when time-consuming sample preparation should be avoided.

However, like direct measurement, the PEG method cannot reflect the antioxidant content of the product exactly. Comparison with a second method such as titration, HPLC, or a long-term test is always necessary [1].

In this Application Note, calibration with  $\alpha$ -tocopherol was carried out using PEG as a carrier material. Afterward, the antioxidant content of a previously measured sample was calculated using linear regression. The calibration was

performed using a dilution series from a stock solution. Standards between  $w(\text{tocopherol}) = 25 \text{ mg/kg}$  and  $250 \text{ mg/kg}$  were used for the calibration.

It has been shown that this calibration method can be used to make a reliable statement about the antioxidant content—expressed as  $\alpha$ -tocopherol— of various products. This antioxidant content can be easily compared at any time. As many products contain different antioxidants, it is easier to focus on a single substance for comparison. In addition, it is not possible to distinguish between different antioxidants in the same product using the Rancimat – this requires a chromatographic method.

## SAMPLE AND SAMPLE PREPARATION

This application is demonstrated on various samples (Table 1).

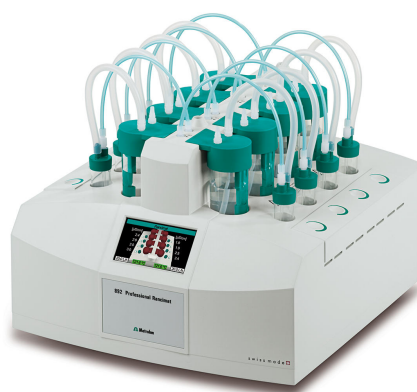
No sample preparation is required.

## EXPERIMENTAL

The determinations are carried out using an 892 Professional Rancimat (Figure 1).

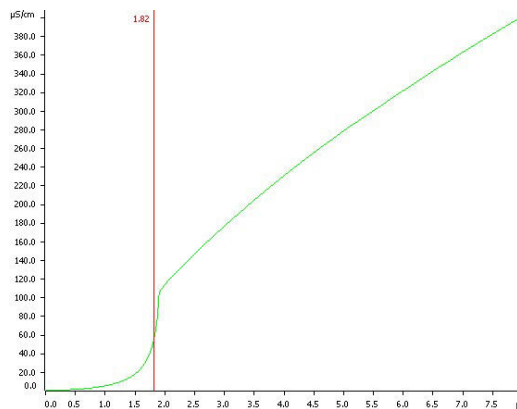
An appropriate amount of sample (or standard solution) and PEG are weighed into the reaction vessel, and then the analysis is started.

With the Rancimat method, the sample is exposed to an airflow at a constant temperature of  $100\text{--}180 \text{ }^\circ \text{C}$ . Highly volatile secondary oxidation products are transferred into the measuring vessel along with the airflow where they are absorbed in the measuring solution.



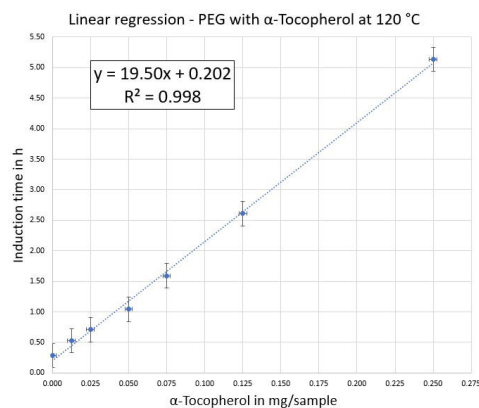
**Figure 1.** 892 Professional Rancimat equipped with measuring and reaction vessels for the determination of oxidation stability

The conductivity of the measuring solution is continuously registered. The formation of secondary oxidation products leads to an increase in the conductivity. The time until occurrence of this marked conductivity increase is referred to as the «induction time», which is a good indicator for the oxidation stability (Figure 2).



**Figure 2.** Determination of the oxidation stability of a bratwurst sausage. Induction time is determined at 1.82 h.

Using linear regression, it is shown that the  $\alpha$ -tocopherol standards with the corresponding induction time achieved a coefficient of determination of 0.998 (Figure 3). This demonstrates the accuracy of the 892 Professional Rancimat.



**Figure 3.** Linear regression of  $\alpha$ -tocopherol with PEG as a carrier material at 120 °C.

**Table 1.** Results of the equivalent of  $\alpha$ -tocopherol with the 892 Professional Rancimat as measured at 120 °C.

Sample (n = 4)	Mean value $\alpha$ -tocopherol (mg/kg)	SD(rel) in %
Cervelat	86.8	5.5
Bratwurst	84.0	1.1
Moisturizer	65.1	8.9
Body lotion	58.1	6.1
Dark chocolate	68.2	4.7
Coffee powder	1590.1	7.5
Green tea	7423.7	7.8

## CONCLUSION

Thanks to the PEG method, conclusions can be drawn about the antioxidants expressed as - tocopherol in the processed end product. Since there is no sample preparation required, the direct influence of the complete matrix of the sample is

seen, and not just individual components.

With the Rancimat, this quality parameter can easily and simultaneously be determined for eight different samples at a time, increasing quality control laboratory throughput.

## REFERENCES

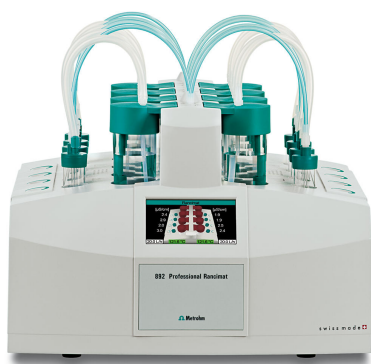
1. Pokhrel, K.; Kourimská, L.; Rudolf, O.; et al. Oxidative Stability of Crude Oils Relative to Tocopherol Content from Eight Oat Cultivars: Comparing the Schaal Oven and Rancimat Tests. *Journal of Food Composition and Analysis* **2024**, *126*, 105918. <https://doi.org/10.1016/j.jfca.2023.105918>.

## CONTACT

Metrohm AG  
Ionenstrasse  
9100 Herisau

[info@metrohm.com](mailto:info@metrohm.com)

## CONFIGURATION



### 892 Professional Rancimat

892 Professional Rancimat 是用于通已使用多年的 Rancimat 方法来定天然油脂的化定性的分析系,即便又安全。2 个加中共有 8 个量位置。内置示屏可示状和每个量位置。每个量位置都有按,可在器上量。采用用的一次性反管和可使用洗碗机清洗的附件可将清洗工作降至低。即可省和用,并且也可著提高。行定所需的所有附件均已包括在准配置内。需要使用 StabNet 件来行器控制、数据和估以及数据保存。