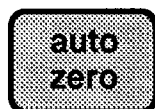


## Settings for temperature measurement

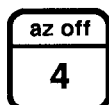
Go to next inquiry with <temp param> and <enter>

Display	Meaning	Input range; default
>temp/analog output	<b>Parameters for analog output</b>	
status:	Status of analog output: on, off, presetting with temperature value or with mV value	ON, OFF, temp.preset, mV preset; OFF
polarity:	Polarity	+, -; +
1 V range	Full scale range for 1 V	0 ... 1000 °C; 100 °C
0 V at	Temperature at 0 V	-1000 ... 1000 °C; 0 °C
offset	Offset	-2000 ... 2000 mV; 0 mV
preset	Preset temperature value	-1000 ... 1000 °C; 0 °C
preset	Preset mV value	0 ... 2000 mV; 0 mV
>temp/limits	<b>Parameters for limit control</b>	
status:	Status of limit control	ON, OFF; OFF
upper limit	Upper limit	-170.0 ... 500.0 °C; 0.0 °C
upper hyst.	Hysteresis for upper limit	-170.0 ... 500.0 °C; 0.0 °C
lower limit	Lower limit	-170.0 ... 500.0 °C; 0.0 °C
lower hyst.	Hysteresis for lower limit	-170.0 ... 500.0 °C; 0.0 °C
>temp/plot margins	<b>Parameters for plot margins</b>	
left	Left margin of the plotting area	-170.0 ... 500.0 °C; 0.0 °C
right	Right margin of the plotting area	-170.0 ... 500.0 °C; 0.0 °C



### Automatic zero setting

The displayed conductivity or temperature is set to zero



### Switching off zero setting

Return to absolute measurement value



### Switching on compensation


The displayed conductivity or temperature is compensated by entered value

Display	Meaning	Input range; default
>compensation	<b>Compensation</b>	
comp:	Compensated conductivity value	0 ... 2 S/cm; 0 µS/cm
comp	Compensated temperature value	-170.0 ... 500.0 °C; 0.0 °C



### Switching off compensation

Return to absolute measurement value




### Selection of main measurement mode

Selection between conductivity and temperature as main measurement mode (possible only with auto zero and compensation switched off)



### Information

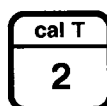
Display of current measurement frequency and calibration data



## Cell constant calibration

Automatic cell constant determination of the connected conductivity measurement cell by means of a standard solution


Display	Meaning	Input range; default
>cell const. calibration	<b>Cell constant calibration</b>	
standard:	Conductivity of standard solution	0 ... 2 S/cm; 0 µS/cm
std.ref.temp.	Reference temperature for conductivity of standard	-170.0 ... 500.0 °C; 20.0 °C
std.meas.temp.	Measurement temperature of standard solution (used only without Pt100/1000)	-170.0 ... 500.0 °C; 20.0 °C
cell constant	Display of determined cell constant; confirm with <enter> or quit with <quit>	read only



## Temperature coefficient (TC) calibration

Automatic temperature coefficient determination of measurement solution

Display	Meaning	Input range; default
>cal T/new calibration	<b>New TC calibration</b>	
new cal.id.	New calibration identification. Input with <←>, <→> and <enter>	up to 10 ASCII characters
>cal T/new cal/auto	<b>Automatic calibration with Pt100/1000</b>	
start temp.	Start temperature	-170.0 ... 500.0 °C; 20.0 °C
stop temp.	Stop temperature	-170.0 ... 500.0 °C; 50.0 °C
temperature	Display of temperature during calibration	read only
TC range	Display of minimum and maximum TC in %/°C; confirm with <enter> or quit with <quit>	read only
>cal T/new cal/man	<b>Manual calibration without Pt100/1000</b>	
temp.1	Temperature of 1 <sup>st</sup> calibration solution	-170.0 ... 500.0 °C; 20.0 °C
temp.2	Temperature of 2 <sup>nd</sup> calibration solution	-170.0 ... 500.0 °C; 30.0 °C
if temp.1 =	Accept conductivity value at 1 <sup>st</sup> temperature with <enter>	read only
if temp.2 =	Accept conductivity value at 2 <sup>nd</sup> temperature with <enter>	read only
TC =	Display of determined temperature coefficient; confirm with <enter> or quit with <quit>	read only
>cal T/delete cal.data	<b>Delete calibration data</b>	
delete:	Selection of calibration data to be deleted	cal.id.
cal.id.:	Confirm deletion with <enter> or quit with <quit>	read only



## Printing of measurement values or curves

Printing of single measurement value or start of continuous measurement or curve printing on an external printer; stop printing with <quit>



## Printing of reports

Printing of reports on an external printer

Display	Meaning	Input range; default
print report:	Selection of reports to be printed	all, cond param, temp param, config, cal C, cal T; all
cal.id.:	Selection of TC calibration data to be printed	cal.id., DIN, all, actual



## Configuration

Settings for instrument, printer and RS232 interface parameters

Display	Meaning	Input range; default
>config/print	<b>Settings for external printer</b>	
id.1	1st line of print header. Input with <←>, <→> and <enter>	up to 18 ASCII characters
id.2	2nd line of print header. Input with <←>, <→> and <enter>	up to 18 ASCII characters
print header:	Printing of print header	once, always, OFF;      once
date&time:	Printing of date and time in print header	ON, OFF;                      ON
send to:	Selection of character set or printer type	IBM, Epson, Seiko, Citizen, HP;                      IBM
>config/print meas.value	<b>Settings for measurement value printing</b>	
print crit.:	Criterion for measurement value printing	imed., time, plot;      imed.
time interval	Time interval for continuous printing or plotting	0.08 ... 99999 s;      1 s
time scale	Scaling of time axis for plotting	5, 10, 30, 60, 120, 180 ... 99960 s/cm;      60 s/cm
time scale label:	Labeling of time axis in absolute (abs) or relative (rel) terms	abs, rel;                      abs
stop time	Stop time for printing/plotting in s (OFF = infinite)	1 ... 99999 s, OFF;      OFF
date&time:	Printing of date and time for each measurement value	ON, OFF;                      OFF
>config/report type	<b>Settings for calibration report</b>	
orig. cal.report:	Printing of original calibration report	ON, OFF;                      OFF
cal.report format:	Selection of format of calibration report "cal T" with curve (full) or without curve (short)	short, full;                      short
>config/auxiliaries	<b>Auxiliaries</b>	
run number	Current run number	0 ... 999, OFF;      0
date	Current date	YY-MM-DD
time	Current time	HH:MM:SS
dialog:	Selection of dialogue language	english, deutsch, français, español;      english
device label	Device label	up to 8 ASCII characters
program	Program version	read only
>config/RS232 settings	<b>Settings for RS232 interface</b>	
baud rate:	Baud rate	9600, 4800, 2400, 1200, 600, 300;      9600
data bit:	Data bit	7, 8;                      8
stop bit:	Stop bit	1, 2;                      1
parity:	Parity	none, odd, even;      none
handshake:	Handshake	HWs, HWf, SWchar, SWline, none;      HWs
RS control:	Receipt of commands via RS interface	ON, OFF;                      ON



Power on +

## Set Up

Assignment of remote input lines, settings of plot parameters

Display	Meaning	Input range; default
>input assign	<b>Assignment of remote input lines</b>	1 ... 15
>graphics	<b>Plot parameters</b>	
grid:	Grid across graph	ON, OFF;                      OFF
frame:	Frame around graph	ON, OFF;                      OFF
width	Relative record width	0.4 ... 1.0                      0.8
length	Relative record length	0.4 ... 1.0                      1.0